

Yale CME - How to Access Credit

The 2022 Dermatology Foundation Clinical Symposia: Advances in Dermatology is accredited for 16.5 AMA PRA Category 1 Credits™ by the Yale School of Medicine. Physicians should claim only the credit commensurate with the extent of their participation in the activity. Please be sure to use the email address associated with your program registration when accessing your CME credit.

1. Go to: <https://yale.cloud-cme.com/aph.aspx>
2. Click on “Sign In” – on left of screen under the Blue Yale SCHOOL OF MEDICINE banner.

The screenshot shows a web browser window with the URL <https://yale.cloud-cme.com/aph.aspx>. The browser's address bar and tabs are visible at the top. The website header features the Yale School of Medicine logo and a navigation bar with links: Sign In, Live Courses, Online Courses, and Help. The 'Sign In' link is highlighted with a red box. Below the header, there is a large image of a Yale building. To the right of the image, the text 'Welcome to the Yale CME Portal' is displayed, followed by a list of features and a 'Sign Up Now' button. Below this, there is a section for 'Highlighted Activities' with links to various CME programs. At the bottom of the page, there is a footer with contact information and a search bar.

Yale SCHOOL OF MEDICINE

<< Return to Main Site

Sign In Live Courses Online Courses Help

Welcome to the Yale CME Portal

Login to take advantage of all system features including:

- View, email and print transcripts and certificates
- Register for courses or online courses
- Update your profile
- Complete an evaluation

Don't have an account yet? Click the button below to begin.

Sign Up Now

Enroll to the Yale CME Mailing List to receive updates on our programs, [Click here!](#)
Enroll to receive the Diabetes Monograph Series newsletters, [Sign Up here!](#)

Welcome to the Yale School of Medicine CME accreditation and learning management system. In the tradition of the Yale School of Medicine as a world-class institution, the target audience of Yale CME programs include the broad range of the medical profession, from full-time practitioners to academic physicians with special interests in research and teaching, primary care providers, and other allied health care professionals locally, nationally and internationally.

Highlighted Activities

Online - [Diabetes Monograph-Volume 36](#)

Online - [YNHH Medical Staff Education Course \(1923\)](#)

Online - [LMH & WH Medical Staff Education Course](#)

APPLICATION (SUBMIT/EDIT)

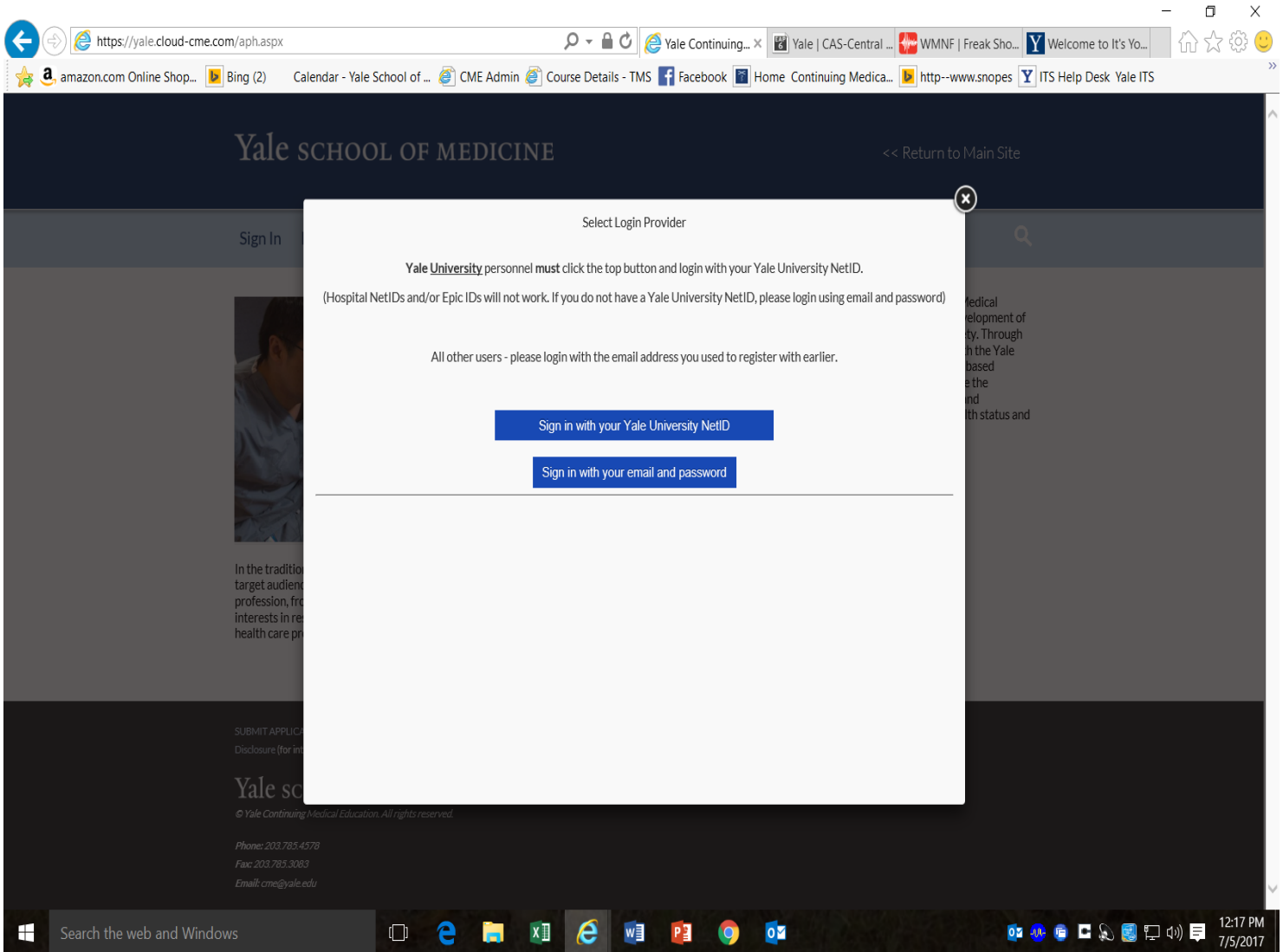
DISCLOSURE FORM

Contact Us:
333 Cedar Street, SHM-CE3
P.O. Box 208062

Search the web and Windows

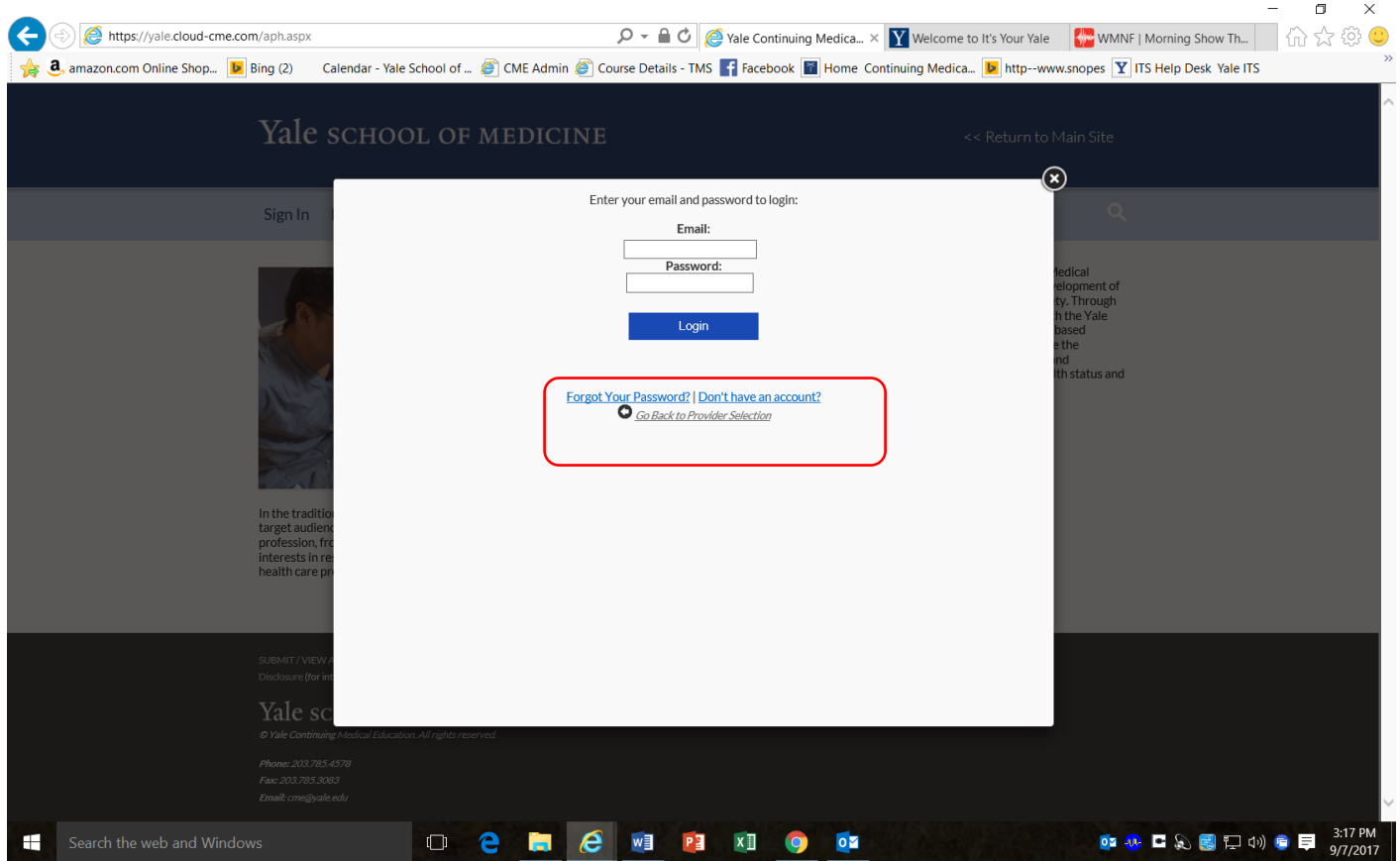
9:40 AM 2/7/2018

3. If you have an active Yale University NetID that is linked to a [yale.edu](mailto:yourname@yale.edu) email address then click on “Sign in with your Yale University NetID”. If you do not have a Yale University NetID and Password, please click on “Sign in with your email and password”

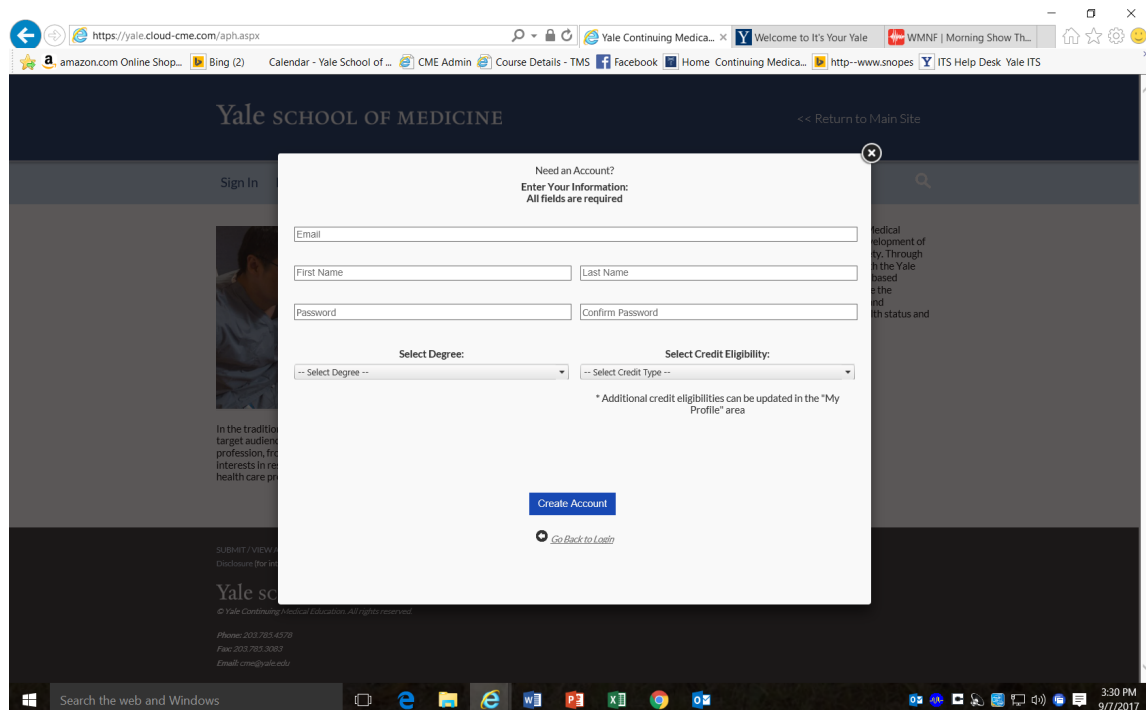


4. For those of you who already have a Yale CME profile, enter your current email address and a password you choose. If you forgot your password click on [Forgot Your Password?](#) below the Blue “Login” button.

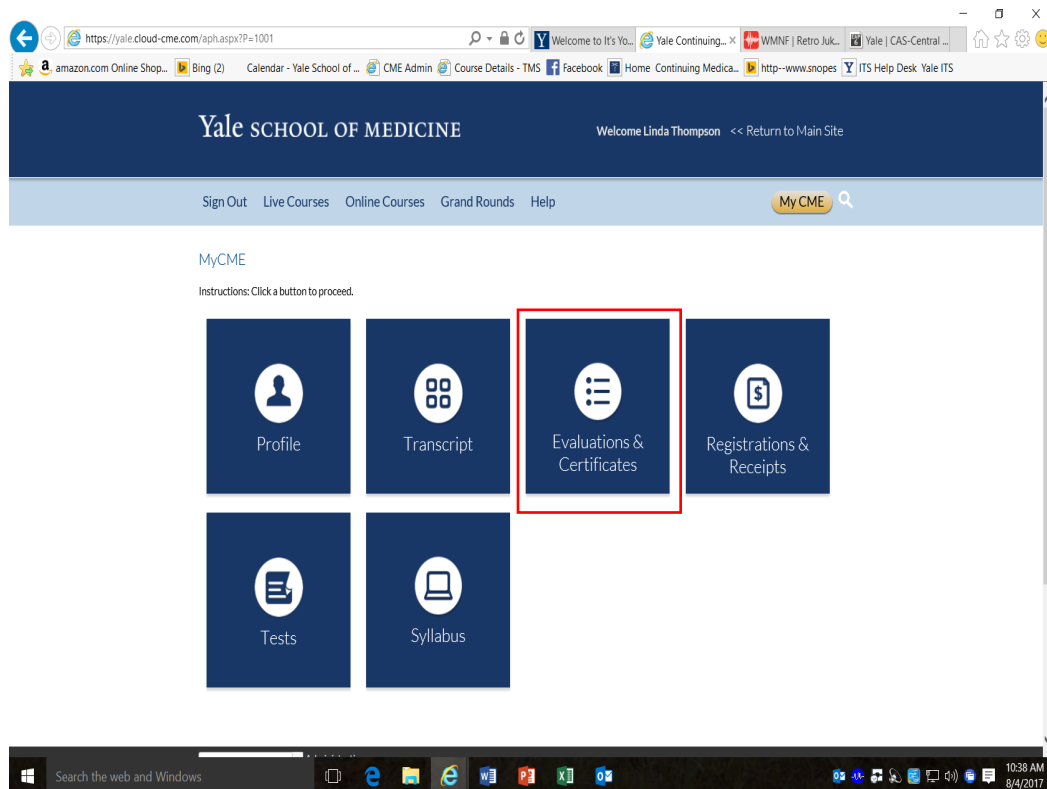
5. For everyone who does not have an active Yale CME profile, click on [Don't have an account?](#) Below the blue 'Login' button.



6. Enter the email address you would like to use, your first and last name. Type in a password that you choose and confirm it. Click the dropdown button under "select degree" and choose your degree or "other". Select your credit eligibility by using the dropdown button then click on "Create Account".



7. This will bring you to your homepage. You will know you are logged in correctly because your name will appear on the right side of the blue banner. Click on the yellow “My CME” button on the right side of screen
8. You must complete a short evaluation prior to obtaining your credit. Click on the Evaluations and Certificates box to complete the evaluation.



9. To view/print your credits, click on the transcript box. This will give you a complete listing of all credits.

